FREE GUIDE · YOU COMMENTED AGENCY

Run Your Business with Claude Code

The 4 plugins from my reel, set up step by step: find leads on Google Maps, run a 230+ agent AI agency, grow on LinkedIn in your own voice, and rank on Google. With the exact prompts, a weekly routine, and how to turn it into a service you can sell.



Atheef Abdul Rahman
Ailutions

You do not need a team of 200 people. You need four plugins, a couple of hours a week, and the right prompts. This guide gives you all three.

How it works

1

Find

Google Maps Scraper pulls every business in your city and niche into a list.

2

Pitch

Agency Agents write the outreach, proposals and campaigns like a full team.

3

Show up

LinkedIn Skills draft posts, comments and replies in your voice.

4

Get found

OpenSEO researches keywords, tracks rankings and reports like Ahrefs.

> **Plugins, skills and agents in one line**
>
> A plugin is a package you add to Claude Code. Inside it are **skills** (step-by-step workflows Claude follows) and sometimes **agents** (specialists with their own role). Once installed, you just ask in plain English and Claude picks the right one.

What you need

Tool	Cost	Notes
Claude Code	Paid Claude plan (Pro or above)	Runs everything. Plugins need a paid plan.
Google Maps Scraper	Free, open source	Needs Docker Desktop and Node.js on your computer.
Agency Agents	Free, open source (MIT)	Nothing extra.
LinkedIn Skills	Free, open source (MIT)	Optional: Apify free tier to read posts, Publora free tier to schedule.
OpenSEO	Free tools, hosted plan $10/month	Or self-host free and pay DataForSEO per use.

What is inside

Section	What you get	Page
Setup	Install everything once in 7 steps	3
The 4 plugins	Install commands, prompts and tips for each	4
Your weekly routine	A couple of hours a week, plus the master prompt	8
Make it a product	4 services to sell and a 7-day launch plan	9
Play it safe and fixes	Rules to follow and common problems	10

Setup: once, about 20 minutes

Do this once. After that, every task is just a prompt.

1. ### Get Claude Code
   Use the Claude desktop app (Code tab) or the terminal version, signed in with a paid Claude plan. Open it inside a new folder, for example `my-agency`. Every list, draft and report will be saved there.

2. ### Install Node.js
   Download the LTS version from **nodejs.org** and install it. It gives you `npx`, which installs two of the plugins.

3. ### Install Docker Desktop
   Download it from **docker.com**, install, and open it once so it is running. The Maps scraper runs inside Docker, so nothing messy gets installed on your Mac.

4. ### Check the basics
   Ask Claude: *"Check that Node.js, npx, git and Docker are installed and running. Tell me what is missing."* Claude runs the checks and tells you what to fix.

5. ### Install the 4 plugins
   Follow pages 4 to 7. Each plugin is one or two commands. You can paste the commands into Claude Code and let it run them for you.

6. ### Start a fresh session
   After installing, close the chat and start a new one (or run `/reload-plugins`). Type `/` and you should see the new skills listed.

7. ### Tell Claude about your business
   Paste the business profile prompt from page 8 once. Every plugin then writes for your offer, your city and your customers.

> **Let Claude do the typing**
>
> You can paste any command in this guide into Claude Code and say "run this for me". Claude asks for your permission before it runs anything on your computer.

PLUGIN 01 · FIND LEADS

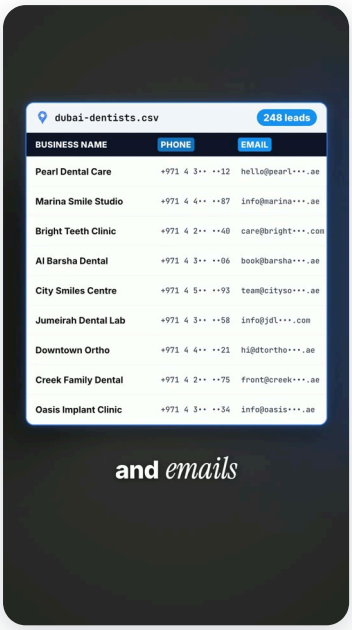

Google Maps Scraper

github.com/gosom/google-maps-scraper

Type a city and a niche, and get back a spreadsheet of businesses: name, address, phone, website, rating, review count, opening hours and map location. Ask for emails and it also visits each business website to find a public email address.

Best for Local B2B: agencies, consultants, suppliers, anyone selling to clinics, salons, restaurants, real estate, gyms.

Output CSV or JSON with 30+ fields per business, ready for Google Sheets or your CRM.

INSTALL

```
npx skills add gosom/google-maps-scraper
```

Docker Desktop must be open. The skill checks for the latest scraper image itself, runs a small test first, then the full scrape, and saves a CSV in your folder.

PROMPTS TO COPY

PROMPT 1

Find dentists in Dubai Marina, JLT and Jumeirah. Include phone, website, rating, review count and emails. Run a 20-result test first, then save the full list as dubai-dentists.csv.

PROMPT 2

From dubai-dentists.csv keep only clinics that have a website and either under 4.3 stars or fewer than 50 reviews. Add a column called "why they need us" with one short reason each.

PROMPT 3

Turn the top 30 into a Google-Sheets-ready file with columns: name, phone, email, website, rating, reason, status.

Pro tip. Start with one area and one niche. Emails come from the businesses' own websites, so expect them for some rows, not all. You only need proxies for very large scrapes.

PLUGIN 02 · YOUR AI TEAM



Agency Agents

github.com/msitarzewski/agency-agents · 165K+ stars

230+ ready-made specialist agents, grouped into divisions like Sales, Marketing, Paid Media, Design, Product and Finance. Each one is a markdown file with a personality, a process and deliverables. You call them by name inside Claude Code.

Starter team — **Outbound Strategist** (who to target, sequences), **Sales Outreach** (cold emails, follow-ups), **Proposal Strategist**, **Email Marketing Strategist**, **Content Creator**, **LinkedIn Content Creator**, **SEO Specialist**, **Growth Hacker**.

INSTALL

```
git clone https://github.com/msitarzewski/agency-agents.git
cd agency-agents
./scripts/install.sh --tool claude-code --division sales,marketing
```

No terminal? Install the free Agency Agents desktop app from **agencyagents.app** (Mac: `brew install --cask msitarzewski/agency-agents/agency-agents`) and tick the divisions you want. Run `./scripts/install.sh --list teams` to see every division.

PROMPTS TO COPY

PROMPT 1

Use the Outbound Strategist agent. Here is dubai-dentists.csv and my offer: [offer]. Write a 3-step cold email sequence and personalise the first line for each clinic using its rating and website.

PROMPT 2

Use the Proposal Strategist. Turn these call notes into a one-page proposal with three price options: [paste notes].

PROMPT 3

Run my agency for this month: the Content Creator plans 2 weeks of posts, the SEO Specialist picks the topics, and the Growth Hacker suggests one experiment to get 10 new leads.

Pro tip. Install only the divisions you use. Fewer agents means Claude picks the right one faster. Always name the agent in your prompt.

PLUGIN 03 · SHOW UP DAILY

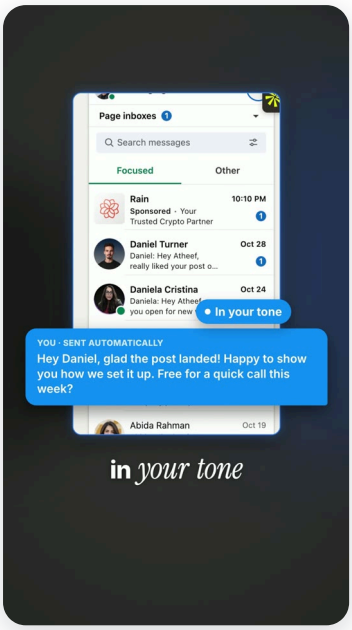

LinkedIn Skills

github.com/sergebulaev/linkedin-skills

12 LinkedIn skills that work as your content team: they write posts, draft comments on other people's posts, handle replies to your comments, rewrite your profile and plan your week, all in your own voice. Every draft waits for your OK. Nothing is posted without your approval.

The 12 skills Post Writer, Comment Drafter, Reply Handler, Post Audit, Humanizer, Hook Extractor, Content Planner, Engagement Monitor, Profile Optimizer, Employee Advocacy, Repurposer, Interviewer.

Optional **Apify** (free tier) lets the skills read posts and comments from a link. **Publora** (free tier) schedules approved posts to LinkedIn for you.

INSTALL

```
/plugin marketplace add sergebulaev/linkedin-skills
/plugin install linkedin-skills@linkedin-skills
```

Type these inside Claude Code. In the Claude desktop app you can also go to Customize, Plugins, Add marketplace, paste `sergebulaev/linkedin-skills`, then add it from the Discover tab.

PROMPTS TO COPY

PROMPT 1

Interview me for 10 minutes about my business, my results and my opinions, and save it to my Story Bank so every post sounds like me.

PROMPT 2

Create a 7-day LinkedIn plan. I help [who] get [result] with [offer]. Then write Monday's post.

PROMPT 3

Here is a post from a prospect: [link]. Draft a comment that adds one sharp, useful point. 200 to 350 characters.

Pro tip. Messages and connection notes are drafted for you to send yourself. Avoid tools that log into your account and send DMs automatically: LinkedIn can restrict accounts that do that.

PLUGIN 04 · GET FOUND

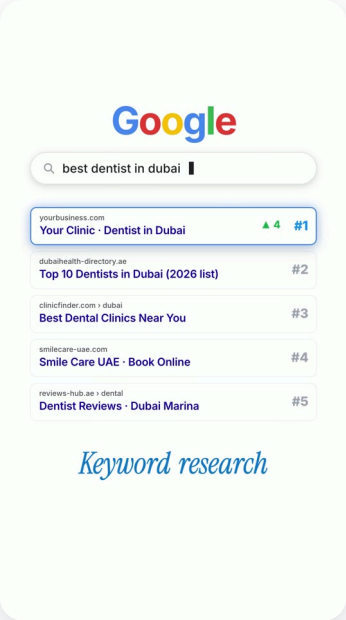

OpenSEO

github.com/every-app/open-seo · 25K+ stars

An open-source alternative to Semrush and Ahrefs that Claude can use directly: keyword research, rank tracking, competitor insights, backlinks, site audits, local SEO and AI visibility (how ChatGPT and others mention you). The plugin adds 12 SEO skills.

Skills `/openseo:seo-project-setup`, `seo-coach`, `keyword-research`, `keyword-clustering`, `competitor-analysis`, `local-seo`, `seo-audit`, `ai-visibility-audit`, `seo-report` and more.

Cost Free tools at openseo.so, hosted plan $10/month, or self-host and pay DataForSEO only for what you use.

INSTALL

```
/plugin marketplace add every-app/open-seo
/plugin install openseo@openseo
```

If it says *Run /reload-plugins to activate*, run that. Then approve the OpenSEO login. If the login does not pop up, run `/mcp` and approve it there. Test with: *"Use OpenSEO to check my connection and list my projects"* (uses no credits).

PROMPTS TO COPY

PROMPT 1

/openseo:seo-project-setup for [mywebsite.com]. We are a [business] in [city] and our best customers are [who].

PROMPT 2

Find 20 keywords people in [city] search before buying [service]. Group them and tell me which page to write first and why.

PROMPT 3

/openseo:local-seo Compare me with the top 3 competitors on Google Maps for "[service] near me" and give me a 30-day fix list.

Pro tip. New to SEO? Start with `/openseo:seo-coach`. It tells you which workflow to run first.

Your weekly routine

About two to three hours a week of your time. Claude does the rest, you approve.

Day	Plugin	What Claude does	You
Mon	**Maps Scraper**	50 to 100 new leads in one niche and area, filtered to the best fits.	15 min
Tue	**Agency Agents**	Personalised cold emails or WhatsApp openers for those leads. You review and send.	30 min
Wed	**LinkedIn Skills**	3 posts for the week drafted, audited and scheduled after your OK.	20 min
Daily	**LinkedIn Skills**	Comments on 5 posts from prospects, replies to your own comments.	10 min
Thu	**OpenSEO + agents**	One keyword picked and a page or blog written by the Content Creator.	30 min
Fri	**OpenSEO + agents**	Rank report plus a pipeline review: who replied, who to follow up.	15 min

Prompt 1: your business profile (paste once)

```
Save this as my business profile and use it for every task:

Business: [name, website]
What I sell: [offer and price range]
Who I sell to: [niche] in [city / country]
Their main problem: [one sentence]
Proof: [results, numbers, client names I can mention]
Tone: [friendly / direct / expert], short sentences, no jargon
Goal this month: [e.g. 10 booked calls]
```

Prompt 2: run the whole week

```
It is Monday. Run my growth week:
1. Use the Google Maps scraper to find [niche] in [area]. Keep the
   best 50 (website, under 4.5 stars or few reviews). Save leads.csv.
2. Use the Outbound Strategist to write a 3-email sequence for them,
   personalised per business. Save outreach.md. Do not send anything.
3. Use the LinkedIn Content Planner to plan 3 posts about the problem
   these businesses have. Draft them and wait for my approval.
4. Use OpenSEO to find one keyword these customers search and brief
   the Content Creator agent to write that page.
Show me a short summary with what needs my approval.
```

Turn it into a product

The same four plugins that grow your business can be sold as a service to others. Four offers that work:

Lead lists on demand

Sell clean, scored lead lists for one niche and city, with a personalised first line for each business. Deliver a sheet every week.

USES: MAPS SCRAPER + OUTBOUND STRATEGIST

LinkedIn for founders

Profile rewrite, 3 posts a week and daily comments for busy founders. The client approves every draft from one weekly message.

USES: LINKEDIN SKILLS + CONTENT CREATOR

Local SEO retainer

Monthly keyword research, one new page, rank tracking and a simple report for local businesses.

USES: OPENSEO + SEO SPECIALIST

The full growth system

All three as one monthly package: leads, outreach, LinkedIn and SEO. This is the "AI agency" from the reel.

USES: ALL 4 PLUGINS

Your 7-day launch plan

1. **Pick one niche and one city**
   Dentists in Dubai beats "small businesses". You will write better offers and get better lists.
2. **Make a free audit your hook**
   Run `/openseo:local-seo` on 10 businesses and scrape 20 of their competitors. Each audit becomes a one-page PDF.
3. **Send 20 personalised audits**
   Use Agency Agents to write the message: "I found 3 things costing you customers on Google Maps."
4. **Post the process on LinkedIn**
   Share what you found (no client names). The Post Writer turns each audit into a post.
5. **Price on results**
   Charge a monthly retainer tied to something they can see: leads delivered, posts shipped, rankings moved.
6. **Deliver with a weekly report**
   Friday's `/openseo:seo-report` plus the leads sheet is your client update.
7. **Collect proof**
   Ask for a one-line testimonial after the first month and add it to your business profile prompt.

Play it safe

- ✓ **Scrape business data, not people.** Stick to public business listings. Follow privacy laws where you sell (UAE PDPL, GDPR in Europe) and do not sell personal data.
- ✓ **Make cold outreach easy to stop.** Keep messages short and relevant, add an opt-out line, and stop when someone says no.
- ✓ **Approve before anything goes live.** Read every post, comment and email before it is sent. Your name is on it.
- ✓ **Keep keys out of the chat.** API keys (Apify, Publora, DataForSEO) go in a `.env` file, never pasted into the conversation.

Common problems and fixes

Skills do not show up

Start a new Claude session or run `/reload-plugins`, then type `/` to check.

Maps scraper will not start

Open Docker Desktop first and wait until it says it is running. Then ask Claude to try again.

Few emails in the list

Normal. Not every business lists an email. Ask Claude to add phone and WhatsApp openers instead.

OpenSEO login never appeared

Run `/mcp`, find OpenSEO and approve it.

LinkedIn skill asks me to paste a post

That is the fallback without Apify. Paste the text, or connect Apify's free tier.

Claude picks the wrong agent

Name the agent exactly: "Use the Sales Outreach agent to..."

Your turn

Install one plugin today, run Monday's prompt this week, and send me what it found. If you want Ailutions to set the whole system up for your business, message me on LinkedIn or visit ailutions.ai.

Atheef Abdul Rahman · Ailutions